

Scaled data based on original data using  
LM-79-08 Approved Method: Electrical and Photometric Measurements of Solid-  
State Lighting Products

Test Report Prepared for  
Cooper Lighting Solutions  
(formerly Eaton)

Brand: STREETWORKS

Report Number: P155710

Luminaire Tested: **TMU-E03-LED-E-U-T3**

Issue Date: 3/3/2020

**Test Information**

Test Method: LM-79-08  
Report Number: P155710  
REPORT IS SCALED FROM IESNA LM-79-08 TEST DATA (P33672)  
Test Lab: INNOVATION CENTER-P3  
Issue Date: 3/3/2020  
Manufacturer: COOPER LIGHTING SOLUTIONS (FORMERLY EATON)  
Product Line: STREETWORKS  
Catalog Number: TMU-E03-LED-E-U-T3  
Description: TALON MEDIUM LED AREA LUMINAIRE  
(3) LIGHTBARS WITH AccuLED OPTICS - TYPE 3 AREA  
Light Source: (63) 4000K CCT, 70 CRI LEDs  
Ballast/Driver: -

**Summary**

Lumens per Lamp: N/A  
Luminaire Lumens: 9251.8 lumens  
Efficiency: N/A  
Efficacy: 123.0 lumens/watt  
Luminous Opening: Rectangular (W 0.5' x L: 1' x H: 0')  
IES Classification: Type III - Short - Semi-Cutoff  
BUG Rating: B3 - U0 - G3

Input Watts (W): 75.2  
Input Voltage (V): NR  
Input Current (A<sub>in</sub>): NR  
Voltage Rise (V): NR  
Power Factor: NR  
Total Harmonic Distortion (THDi): NR  
Frequency (hertz): 60  
Stabilization Time: NR  
Operation Time: NR  
Ambient Temperature (°C): NR  
Test Distance: 28.75 FT

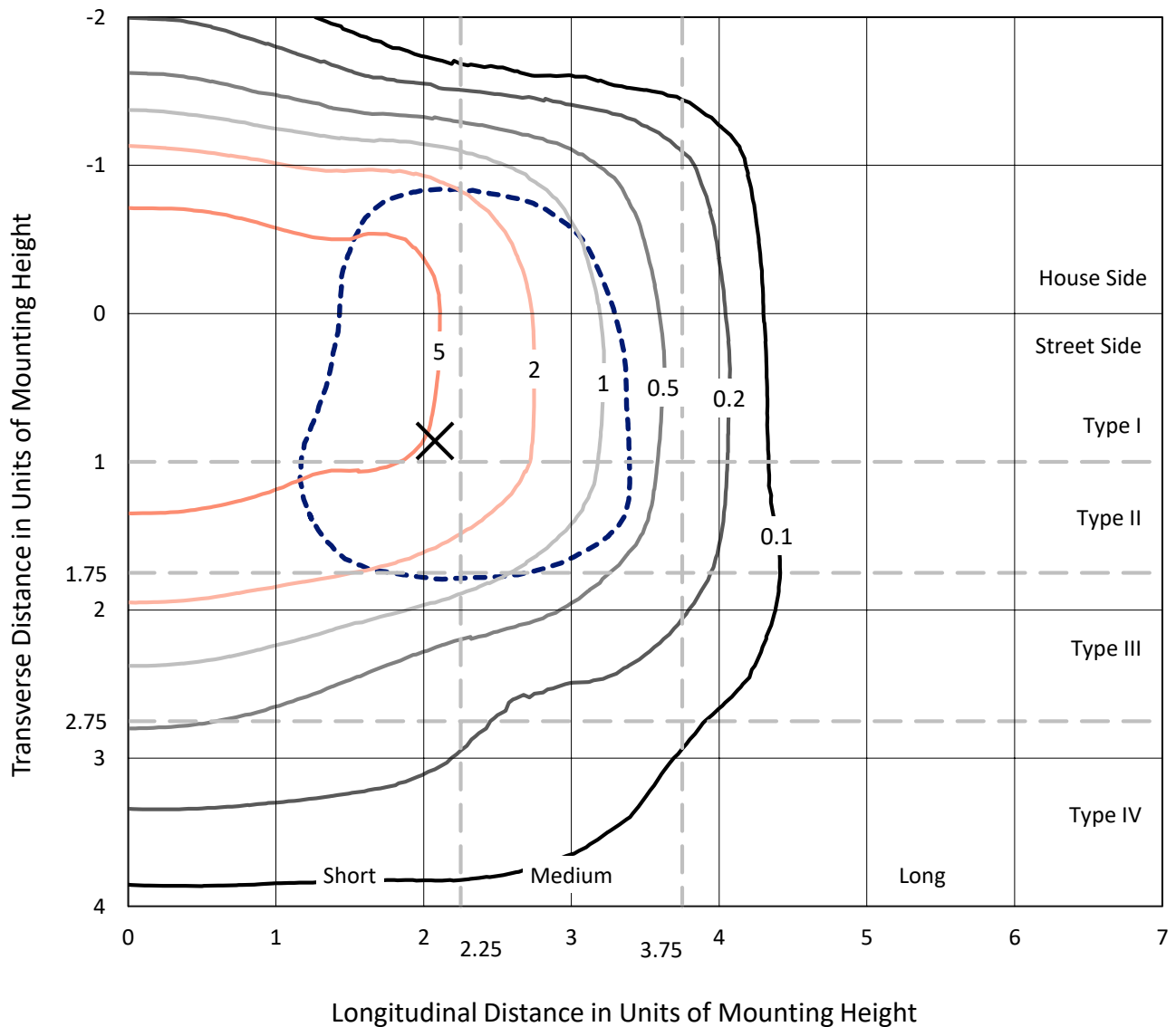


REPORT NUMBER: P155710

CATALOG NUMBER: TMU-E03-LED-E-U-T3

### Iso-Footcandle Lines of Horizontal Illumination

× Max cd  
 - - - 1/2 Max cd

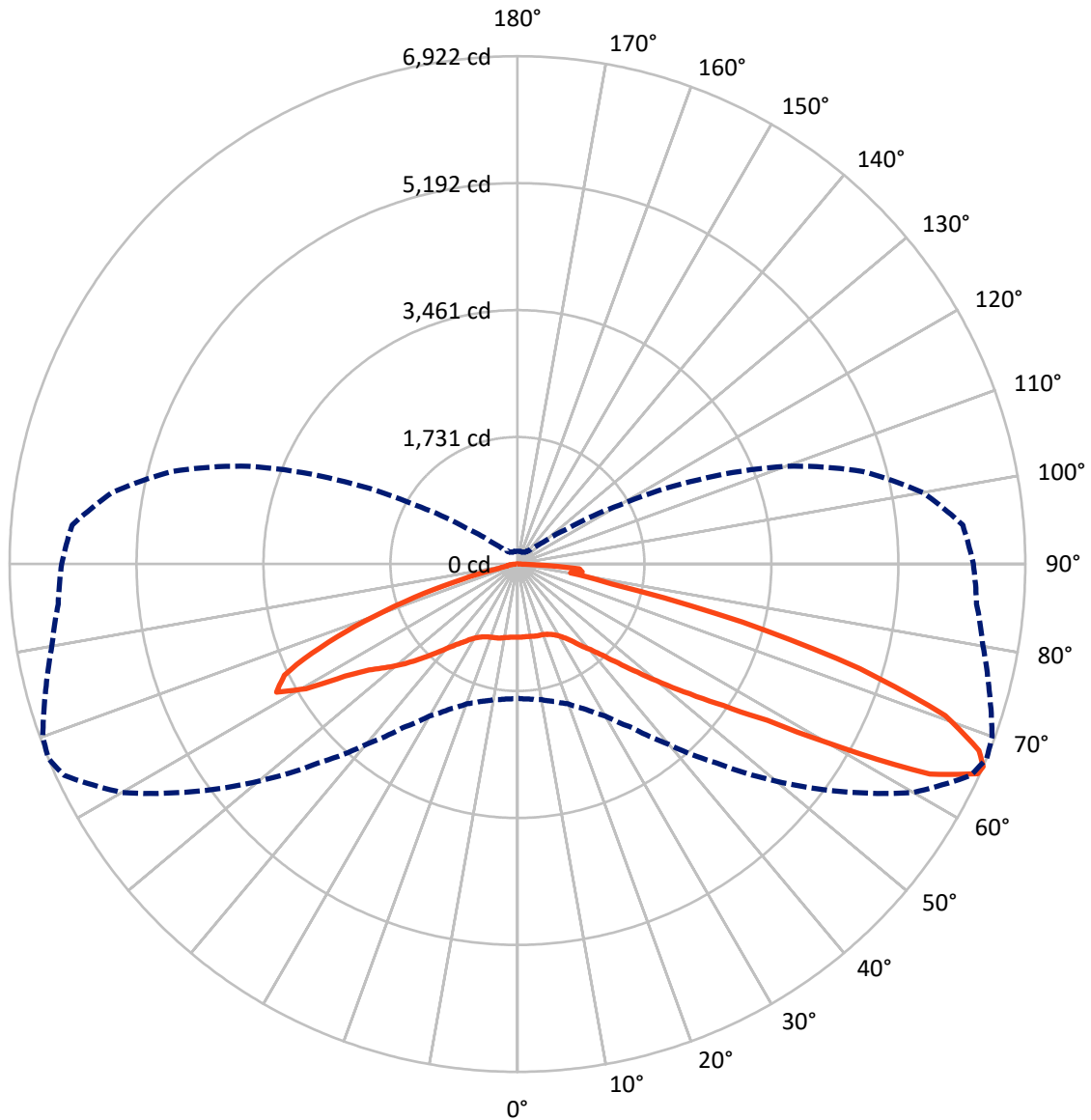


Based on 10 foot mounting height. Maximum calculated value = 10 fc  
 Type III - Short - Semi-Cutoff

REPORT NUMBER: P155710

CATALOG NUMBER: TMU-E03-LED-E-U-T3

### Luminous Intensity Polar Plot



— Vertical Plane Through 67.5-Deg Lateral    - - - Horizontal Cone Through 66-Deg Vertical



REPORT NUMBER: P155710

CATALOG NUMBER: TMU-E03-LED-E-U-T3

**FLUX DISTRIBUTION:**

		Downward	Upward	Total
<b>House Side</b>	Lumens	3194.9	0.0	3194.9
	% Fixture	34.5	0.0	34.5
<b>Street Side</b>	Lumens	6056.8	0.0	6056.8
	% Fixture	65.5	0.0	65.5
<b>Total</b>	Lumens	9251.8	0.0	9251.8
	% Fixture	100.0	0.0	100.0

**ZONAL LUMENS:**

Zone	Lumens	% Fixture
0°-10°	95.5	1.0
10°-20°	281.8	3.0
20°-30°	484.4	5.2
30°-40°	786.5	8.5
40°-50°	1313.0	14.2
50°-60°	2067.5	22.3
60°-70°	2819.2	30.5
70°-80°	1220.4	13.2
80°-90°	183.5	2.0
90°-100°	0.0	0.0
100°-110°	0.0	0.0
110°-120°	0.0	0.0
120°-130°	0.0	0.0
130°-140°	0.0	0.0
140°-150°	0.0	0.0
150°-160°	0.0	0.0
160°-170°	0.0	0.0
170°-180°	0.0	0.0
0°-90°	9251.8	100.0
0°-180°	9251.8	100.0

**Coefficient of Utilization**



REPORT NUMBER: P155710

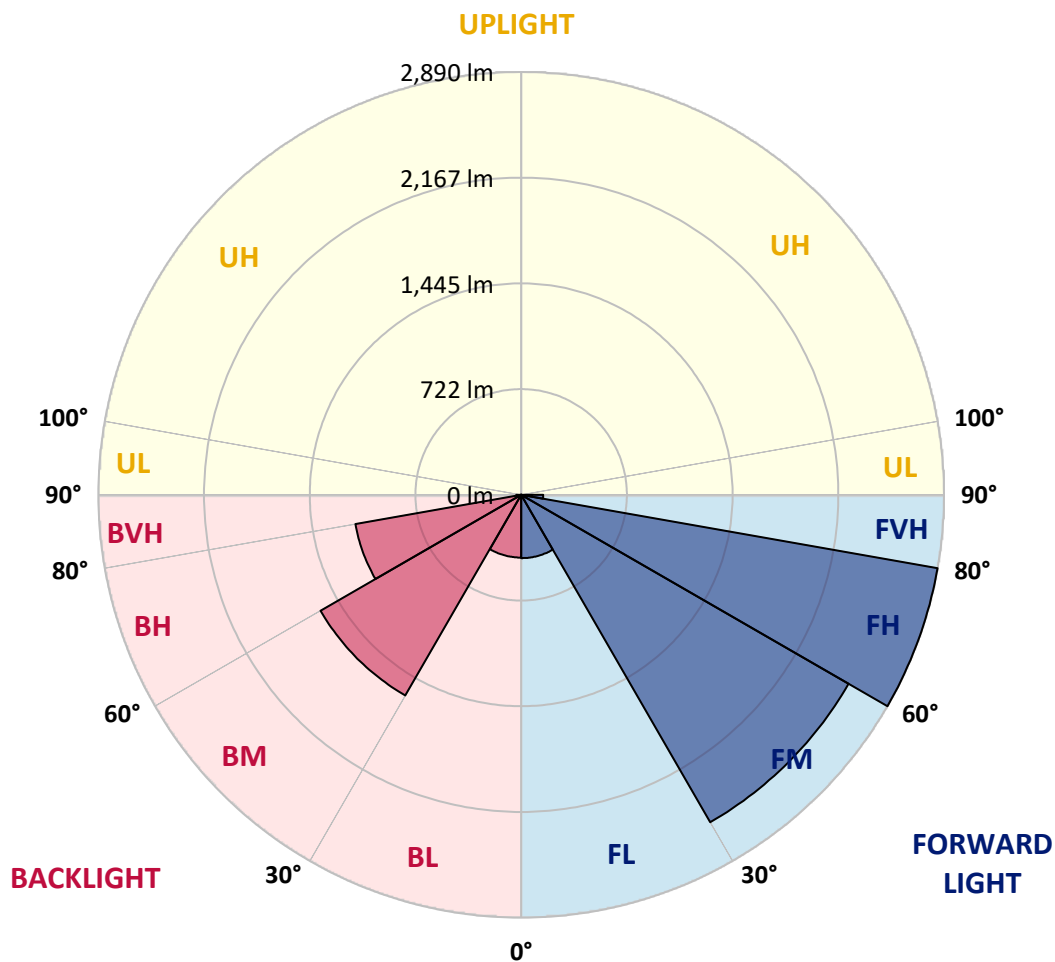
CATALOG NUMBER: TMU-E03-LED-E-U-T3

**LUMINAIRE CLASSIFICATION SYSTEM LUMEN TABLE AND BUG RATING:**

Zone		Lumens	% Fixture	Zone Rating/Lumen Limit		
				B	U	G
FL	(0°-30°)	432.8	4.7			
FM	(30°-60°)	2583.7	27.9			
FH	(60°-80°)	2889.6	31.2			G2/5000
FVH	(80°-90°)	150.7	1.6			G2/225
BL	(0°-30°)	428.9	4.6	B1/500		
BM	(30°-60°)	1583.2	17.1	B2/2500		
BH	(60°-80°)	1150.0	12.4	B3/2500		G3/2500
BVH	(80°-90°)	32.8	0.4			G1/100
UL	(90°-100°)	0.0	0.0		U0/0	
UH	(100°-180°)	0.0	0.0		U0/0	

**BUG Rating: B3-U0-G3**

Type III Short





REPORT NUMBER: P155710

CATALOG NUMBER: TMU-E03-LED-E-U-T3

**CANDELA DISTRIBUTION (FULL):**

	0°	5°	10°	15°	20°	25°	30°	35°	40°	45°	50°
0°	997	997	997	997	997	997	997	997	997	997	997
2.5°	1001	1005	1001	1002	1003	1002	1001	1001	998	1000	1002
5°	997	1000	999	1000	1001	1000	999	1000	998	999	1002
7.5°	992	991	992	994	996	996	996	997	996	996	999
10°	977	978	980	983	984	987	987	990	991	993	997
12.5°	958	959	961	963	968	973	973	980	983	988	995
15°	944	945	947	949	953	958	961	969	974	983	993
17.5°	952	951	953	954	954	958	958	964	970	978	991
20°	975	975	977	977	976	978	974	974	975	979	988
22.5°	998	997	1001	1003	1004	1007	1003	1002	997	994	997
25°	1020	1019	1024	1027	1032	1035	1035	1035	1031	1026	1023
27.5°	1054	1054	1059	1062	1066	1072	1075	1075	1076	1069	1064
30°	1111	1112	1113	1117	1121	1123	1127	1130	1133	1129	1121
32.5°	1179	1173	1173	1179	1184	1190	1192	1196	1202	1199	1198
35°	1260	1258	1256	1258	1264	1271	1279	1286	1282	1288	1285
37.5°	1380	1382	1383	1383	1382	1384	1388	1395	1393	1395	1399
40°	1578	1571	1564	1565	1555	1557	1541	1548	1549	1542	1545
42.5°	1776	1780	1783	1791	1784	1780	1765	1765	1757	1750	1748
45°	1990	1998	1999	2015	2009	2022	2033	2030	2017	2016	2002
47.5°	2161	2174	2188	2207	2222	2251	2285	2302	2312	2320	2304
50°	2289	2295	2331	2361	2394	2442	2489	2550	2599	2622	2644
52.5°	2358	2373	2412	2459	2517	2589	2665	2762	2846	2902	2952
55°	2373	2388	2432	2492	2571	2668	2777	2909	3035	3143	3248
57.5°	2331	2348	2395	2464	2557	2675	2812	2985	3159	3334	3489
60°	2254	2275	2318	2386	2489	2622	2786	3003	3247	3515	3812
62.5°	2127	2149	2189	2264	2370	2517	2707	2977	3322	3744	4271
65°	1923	1933	1982	2058	2152	2314	2523	2849	3298	3885	4611
66°	1831	1848	1878	1939	2029	2181	2391	2722	3207	3836	4602
67.5°	1687	1700	1720	1761	1816	1928	2127	2440	2929	3588	4411
70°	1364	1370	1397	1411	1430	1467	1539	1719	2100	2719	3560
72.5°	930	947	976	1016	1068	1118	1152	1175	1257	1622	2372
75°	682	700	737	790	881	985	1093	1143	1109	1062	1321
77.5°	396	420	451	502	586	724	909	1073	1184	1191	1131
80°	167	170	189	215	267	364	508	744	990	1156	1195
82.5°	38	47	60	71	87	120	178	296	535	839	1094
85°	14	14	19	28	32	36	47	75	128	236	492
87.5°	0	1	2	2	4	5	8	11	10	9	30
90°	0	0	0	0	0	0	0	0	0	0	0



REPORT NUMBER: P155710

CATALOG NUMBER: TMU-E03-LED-E-U-T3

**CANDELA DISTRIBUTION (continued):**

	55°	60°	65°	67.5°	70°	75°	80°	85°	90°	95°	100°
0°	997	997	997	997	997	997	997	997	997	997	997
2.5°	1000	999	997	997	997	997	995	996	994	995	995
5°	999	999	998	996	997	997	998	996	996	997	996
7.5°	999	998	998	998	999	998	999	999	999	1000	1000
10°	999	999	1001	1002	1002	1003	1006	1006	1007	1008	1010
12.5°	1000	1004	1007	1010	1011	1013	1018	1018	1020	1023	1024
15°	1001	1007	1013	1015	1017	1021	1026	1028	1031	1034	1036
17.5°	1000	1008	1015	1018	1021	1026	1032	1034	1038	1042	1046
20°	999	1010	1021	1025	1029	1036	1044	1049	1053	1059	1063
22.5°	1005	1018	1033	1039	1046	1055	1066	1072	1077	1083	1086
25°	1024	1034	1052	1062	1071	1086	1101	1108	1114	1119	1120
27.5°	1056	1059	1081	1094	1107	1131	1149	1154	1165	1169	1168
30°	1108	1103	1121	1141	1160	1193	1215	1228	1238	1238	1230
32.5°	1183	1175	1180	1203	1225	1273	1299	1316	1323	1321	1304
35°	1281	1276	1273	1291	1326	1382	1416	1425	1436	1434	1412
37.5°	1397	1393	1393	1414	1448	1531	1568	1574	1573	1557	1516
40°	1534	1532	1523	1535	1564	1672	1722	1730	1719	1693	1645
42.5°	1731	1719	1691	1698	1720	1825	1890	1912	1901	1875	1797
45°	1988	1975	1928	1922	1934	2026	2110	2115	2113	2080	1988
47.5°	2290	2270	2220	2204	2200	2285	2366	2374	2369	2320	2197
50°	2617	2588	2555	2544	2528	2589	2671	2672	2652	2584	2469
52.5°	2966	2956	2950	2939	2932	2985	3035	3005	2975	2904	2804
55°	3318	3359	3401	3405	3417	3474	3473	3391	3369	3330	3231
57.5°	3692	3844	3976	4017	4057	4163	4153	4072	4044	3996	3914
60°	4201	4611	4992	5083	5146	5273	5261	5136	5194	5190	5084
62.5°	4914	5596	6167	6307	6351	6365	6289	6154	6211	6275	5949
65°	5397	6199	6785	6893	6899	6732	6563	6404	6390	6335	5869
66°	5408	6229	6817	6922	6885	6657	6443	6283	6214	6093	5610
67.5°	5214	6042	6675	6786	6705	6382	6087	5881	5746	5550	5124
70°	4379	5200	5980	6187	6213	5731	5322	5080	4898	4629	4262
72.5°	3256	3998	4686	4884	4985	4600	4255	4071	3822	3539	3278
75°	2041	2565	3026	3165	3070	2772	2565	2488	2243	2074	1955
77.5°	1167	1331	1368	1315	1203	921	655	485	421	466	514
80°	1139	1044	832	732	663	456	268	184	153	157	170
82.5°	1234	1324	1090	889	746	504	278	148	100	118	133
85°	802	1116	1005	847	686	431	229	77	51	67	92
87.5°	81	89	76	103	77	36	18	11	10	12	18
90°	0	0	0	0	0	0	0	0	0	0	0





REPORT NUMBER: P155710

CATALOG NUMBER: TMU-E03-LED-E-U-T3

**CANDELA DISTRIBUTION (continued):**

	105°	110°	115°	120°	125°	130°	135°	140°	145°	150°	155°
0°	997	997	997	997	997	997	997	997	997	997	997
2.5°	996	996	997	998	999	1000	1000	1000	1000	1002	1001
5°	998	1000	1002	1003	1005	1005	1008	1007	1007	1010	1011
7.5°	1002	1005	1009	1008	1012	1011	1013	1013	1010	1011	1009
10°	1011	1015	1017	1014	1015	1011	1010	1005	999	996	992
12.5°	1026	1030	1030	1025	1019	1010	1003	992	983	978	973
15°	1039	1043	1042	1034	1025	1011	1001	988	975	967	962
17.5°	1049	1051	1048	1037	1027	1014	1004	990	975	965	956
20°	1064	1062	1055	1041	1030	1018	1010	998	981	968	955
22.5°	1086	1078	1065	1050	1039	1028	1020	1007	990	974	959
25°	1115	1099	1081	1065	1055	1043	1034	1020	1002	984	966
27.5°	1157	1129	1106	1092	1081	1066	1055	1037	1018	997	977
30°	1204	1166	1144	1133	1121	1105	1088	1065	1043	1020	996
32.5°	1265	1219	1198	1187	1171	1151	1131	1105	1074	1044	1015
35°	1345	1298	1276	1259	1237	1211	1182	1147	1105	1065	1028
37.5°	1431	1380	1359	1341	1308	1274	1233	1182	1125	1072	1026
40°	1540	1493	1466	1435	1396	1337	1273	1199	1126	1061	1007
42.5°	1678	1631	1591	1542	1474	1383	1292	1196	1108	1034	976
45°	1861	1804	1735	1649	1539	1412	1293	1177	1074	992	930
47.5°	2085	1998	1885	1740	1582	1420	1277	1139	1021	932	863
50°	2351	2214	2028	1815	1604	1408	1237	1082	946	851	769
52.5°	2655	2431	2157	1869	1603	1368	1169	996	848	742	664
55°	3012	2679	2290	1909	1575	1294	1065	875	727	629	557
57.5°	3535	3081	2522	1971	1519	1180	924	730	600	507	446
60°	4491	3752	2940	2096	1433	1013	759	575	466	391	350
62.5°	5211	4271	3166	2068	1260	807	563	419	343	292	266
65°	5108	4110	2925	1781	988	569	374	285	236	212	197
66°	4875	3900	2716	1603	854	473	308	239	203	186	176
67.5°	4433	3510	2342	1314	656	343	232	189	165	158	151
70°	3685	2799	1644	765	335	191	147	132	126	125	123
72.5°	2824	1981	968	362	174	127	114	109	107	107	108
75°	1731	1113	428	177	122	107	101	99	98	99	98
77.5°	578	354	183	134	111	99	95	93	93	93	93
80°	177	154	140	124	105	94	88	87	88	89	86
82.5°	133	126	118	110	95	84	82	82	82	79	75
85°	98	97	80	75	70	70	70	70	67	62	58
87.5°	18	17	18	19	28	30	30	32	35	33	33
90°	0	0	0	0	0	0	0	0	0	0	0



REPORT NUMBER: P155710

CATALOG NUMBER: TMU-E03-LED-E-U-T3

**CANDELA DISTRIBUTION (continued):**

	160°	165°	170°	175°	180°
0°	997	997	997	997	997
2.5°	1001	1000	1003	1001	1002
5°	1010	1009	1011	1009	1012
7.5°	1007	1005	1004	1005	1006
10°	986	984	983	982	983
12.5°	968	964	964	962	963
15°	955	952	951	949	950
17.5°	949	944	942	940	940
20°	945	939	936	934	933
22.5°	945	936	932	930	929
25°	949	938	932	929	928
27.5°	957	943	936	932	932
30°	971	953	943	938	937
32.5°	985	961	947	941	939
35°	992	961	944	934	932
37.5°	984	948	927	912	909
40°	959	921	898	884	882
42.5°	926	889	862	852	849
45°	881	837	810	796	797
47.5°	804	759	735	722	724
50°	713	669	648	634	637
52.5°	613	573	553	546	544
55°	508	477	463	455	452
57.5°	412	390	380	370	371
60°	325	314	311	300	299
62.5°	256	249	246	238	239
65°	194	192	194	189	191
66°	175	176	176	173	175
67.5°	151	153	156	153	155
70°	125	127	129	129	129
72.5°	109	111	112	112	112
75°	100	101	102	100	100
77.5°	94	94	92	91	90
80°	85	84	81	79	79
82.5°	71	69	67	64	64
85°	54	52	50	46	44
87.5°	28	29	28	23	20
90°	0	0	0	0	0

(END OF REPORT)